

Edition 13, Friday 20th August, Term 3 2021

PRINCIPAL'S MESSAGE

This week, it was confirmed that the current lockdown across Melbourne will be extended until 11:59pm on Thursday 2nd September. We hope to be back onsite on Friday 3rd September. These are challenging times for everyone and we truly hope that our school community are safe and well and managing the circumstances as best as possible.

Parents and carers would have received an email from the school detailing information from the Department of Education and Training regarding new arrangements and guidelines. Please ensure that you read that information carefully and follow up with the school as detailed should a request for onsite attendance be required. I trust our school community will ensure we do the right thing at this time, by complying with the restrictions in place and making careful and supportive decisions that limit movement through the community.

We are incredibly proud of our school community for the way we are working through these times together, as a team, to support not only our students but each other. The engagement from parents and students with our online Webex sessions has been tremendous, and we know how much our school staff appreciate and value the efforts that are made in ensuring that students are ready to participate during the set times these programs are run. Thank you also to the parents and carers who joined in our therapy information sessions this week, providing information on Speech Pathology, Occupational Therapy and Physiotherapy at BSDS. We have attached to the end of this newsletter the handouts from the online sessions for further reading.

Whilst we are at home, it is important for us to continue to celebrate the achievements of our students, and my Principal's Award for this edition is granted to Hangaw from Room 11S for the fantastic play skills he has been demonstrating in the yard this term. He has enjoyed dancing, playing and chatting with peers and staff. He was very excited to win a 'Great Playing' award to take home. We are so proud of you Hangaw!



We hope that you all enjoyed engaging in Science Week activities at home this week, and we have been delighted to see photos sent in of some of the amazing science experiments that you have undertaken at home too. We cannot wait for our Book Week Webex event, running on the 25th August.

Take care and thank you for all of the commitment and engagement shown during this time at home.

Susi Wirth
Principal

DATES TO REMEMBER TERM 3 2021

DATE	EVENT TO REMEMBER
Wednesday 25 th August 2pm	Book Week Celebration Webex
Monday 30 th August 1pm	School Council
Wednesday 1 st September	Curriculum Day
Friday 17 th September	Last Day Of Term 3 - 1pm Finish

DRESS UP AS YOUR FAVOURITE
BOOK CHARACTER AND JOIN US
ON WEBEX FOR A

BOOK WEEK CELEBRATION

WEDNESDAY

25TH OF AUGUST @ 2:00PM



Learning Beyond Words
TEACHING AND LEARNING PROGRAMS AT BSDS

BSDS OLYMPICS

We are so happy to share photos of our BSDS Olympics at the Sorrento campus. Students enjoyed participating in a variety of Olympic sports such as tennis, hurdles, trampoline, gymnastics, skateboarding, cycling, rowing, shot put, relay races and many more! Each week they enjoyed competing to win a medal and stand on the podium with their peers. It is such a fun way to learn about all the different sports and get students motivated to try a new sport each week. We will continue to learn about the Paralympics in the coming weeks.



Respect

Opportunity

Engagement



Communication

Support

Learning Beyond Words
TEACHING AND LEARNING PROGRAMS AT BSDS

WILD WEATHER

Room 5 has really enjoyed a new Wild Weather program. In the first few weeks of Term 3 we discussed the weather, seasons and what occurs within those seasons. Each student used a visual recipe and followed steps to create snow using cornflour and shaving foam and food dye. Room 5 were very engaged and enjoyed the follow up activity where we matched and labelled steps and ingredients.



Respect

Opportunity

Engagement



Communication

Support

TEACHING AND LEARNING PROGRAMS AT BSDS

SCIENCE WEEK

Whilst we're not at school for this year's Science Week, the Celebrating Science Week in the Middle Years team is throwing back to some of our favourite Inquiry Science lessons. Student engagement is supported through opportunities for hands-on science experiments and activities that involve designing and building to promote communication, the development of creative and critical thinking skills and problem-solving abilities. A few of our most memorable lessons include making rain clouds, the balloon experiment, papier mache and designing and building a classroom robot. Happy Science Week!



Respect

Opportunity

Engagement

Communication

Support

Learning Beyond Words
TEACHING AND LEARNING PROGRAMS AT BSDS

ROOM 6S- RAIN CLOUD IN A JAR!

This term we have enjoyed exploring different science experiments in relation to our Wild Weather topic. Room 6S completed the Rain Cloud in a Jar experiment by first putting some shaving cream into a jar filled with water. We then dropped some blue food colouring on top of the cloud of shaving cream and watched to see what happened.



Respect

Opportunity

Engagement

Communication

Support

TEACHING AND LEARNING PROGRAMS AT BSDS

WILD WEATHER

This term, Room 12 has been exploring the concept of weather. They have been identifying different types of weather and how that affects our daily lives. Through the power of green screen, Room 12 has transported themselves to a snowy landscape, a beach and a stormy night to role-play what we would wear and how we behave when the weather changes. Well done Room 12!



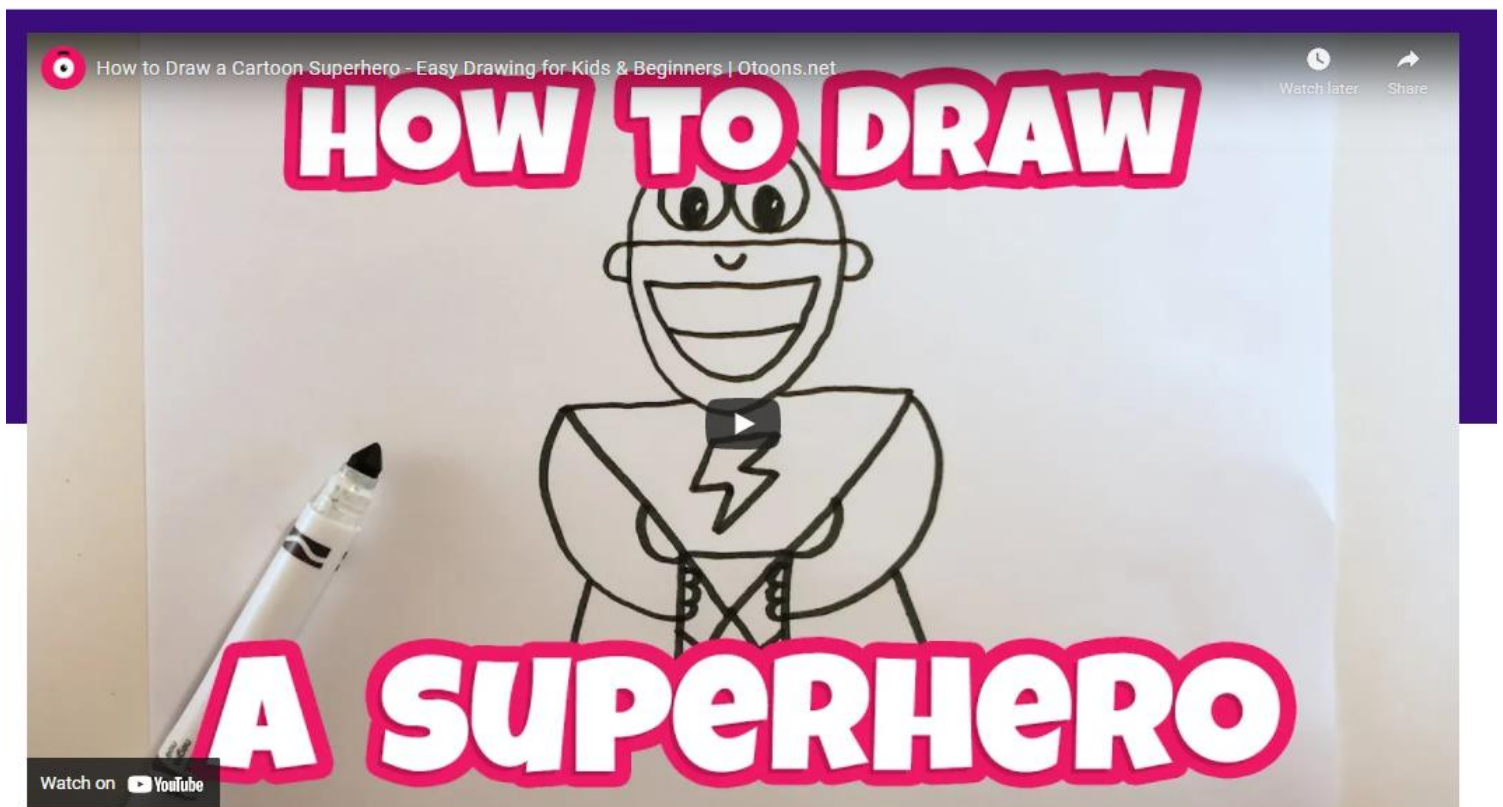
SUPER HERO ART

Super Heroes have taken over the sky and online! Students have been drawing their own amazing Superhero Masks and designing their own super suits to save the world. Full of colour and fun designs they are now on their way to save the world!




Try this great drawing activity at home with your family -

<https://otoons.net/how-to-draw-a-superhero/>



Learning Beyond Words
TEACHING AND LEARNING PROGRAMS AT BSDS

SCIENCE WEEK FUN



An Australian Government Initiative | Inspiring AUSTRALIA | Broadmeadows SPECIAL DEVELOPMENTAL SCHOOL

How will you science this National Science Week?

national science week
14–22 AUGUST 2021

Find events near you at scienceweek.net.au
#scienceweek



Respect

Opportunity

Engagement

Communication

Support


Learning Beyond Words
TEACHING AND LEARNING PROGRAMS AT BSDS

MORE SCIENCE WEEK FUN!

Room 12 has begun their science unit on Sight and Sound. To explore sight we made kaleidoscopes and looked at the lovely patterns we could see around our room. We also made some funny glasses to look through! We look forward to exploring our senses more.

These are the instructions to make your own!

<https://buggyandbuddy.com/science-for-kids-how-to-make-a-kaleidoscope/>



Respect

Opportunity

Engagement

Communication

Support

Learning Beyond Words
TEACHING AND LEARNING PROGRAMS AT BSDS

SUPER SCIENTISTS!

Students in Room 11S have enjoyed our new science topic – wild weather! They have created mini weather systems and watched as the ‘rainbow rain’ burst through their clouds! Everyone worked very carefully to follow the steps in the experiment and discussed what they could see after each step. At the end of the session everybody worked together to clean up the rainbow mess!

Learning outcomes:

- Explore weather concepts
- Experiment with cause and effect
- Introduce new vocabulary words
- Hands-on learning experience
- Learn about the water cycle
- Explore clouds and rain
- Experiment with colour mixing



Respect

Opportunity

Engagement



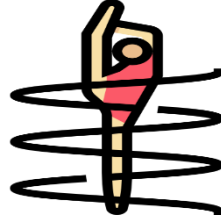
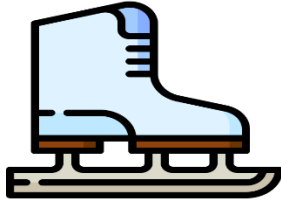
Communication

Support

Learning Beyond Words
TEACHING AND LEARNING PROGRAMS AT BSDS

OLYMPICS!

Each week, Room 20 looked at different Olympicsports as part of our literacy, numeracy, and craft activities. Students dressed up in special clothes and looked at the different sports equipment needed. Students got to dress up in ice skating and skiing gear, and when learning about the gymnastics in literacy, students went to the sports hall and tried out the rings, parallel bars, and spring board. It has been great seeing how engaged the students are learning about the different sports in the Olympics.



Respect

Opportunity

Engagement

Communication

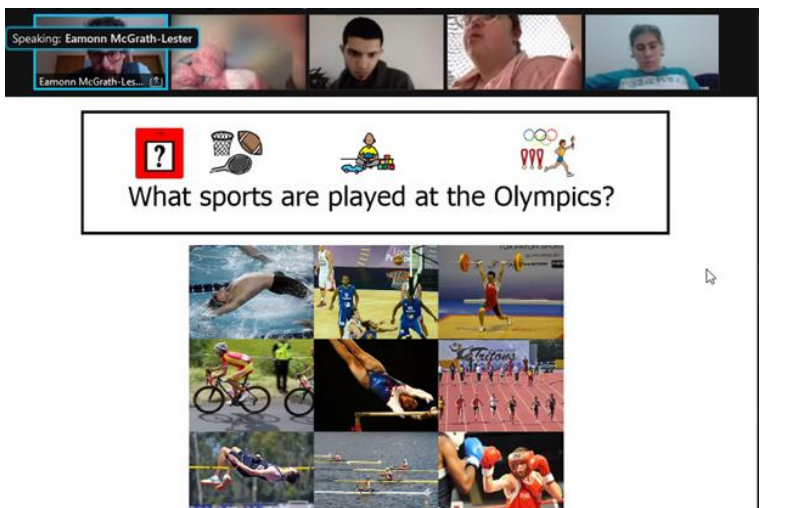
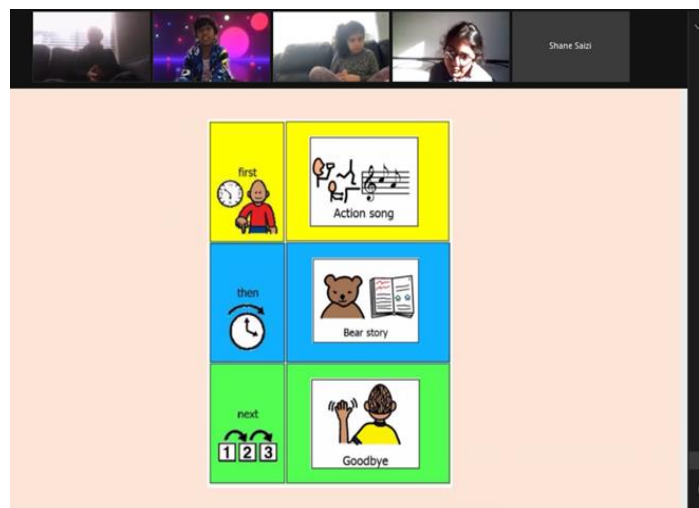
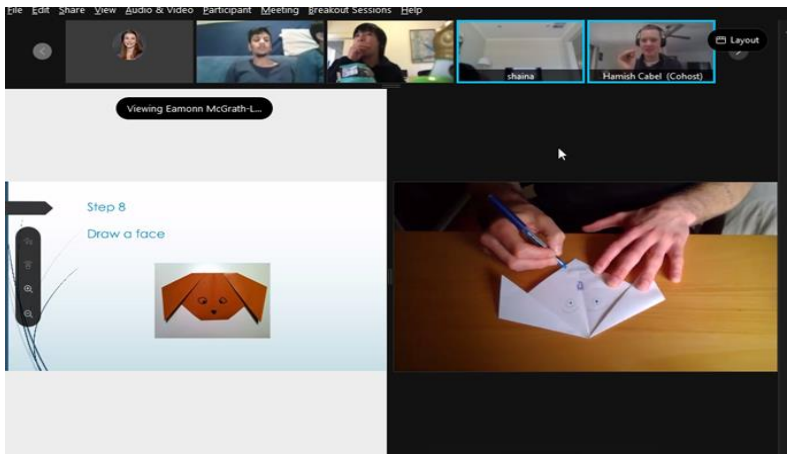
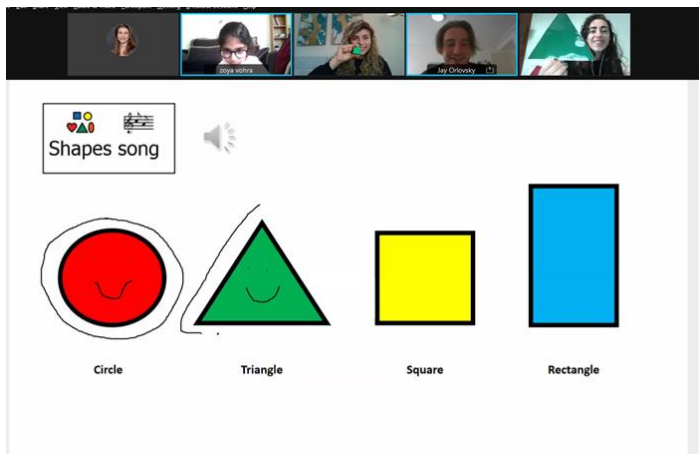
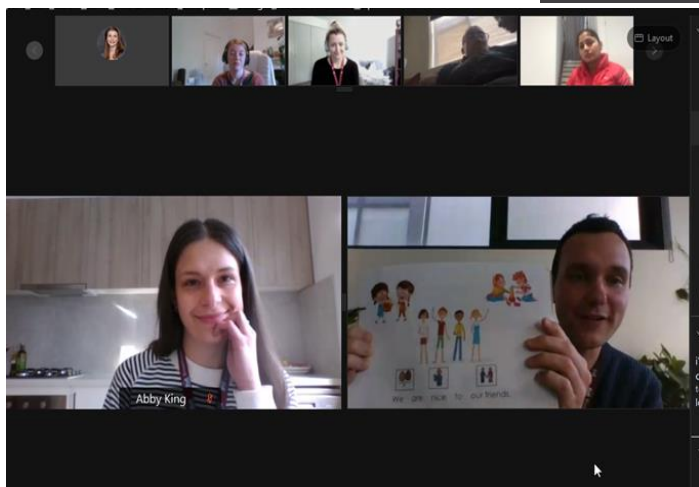
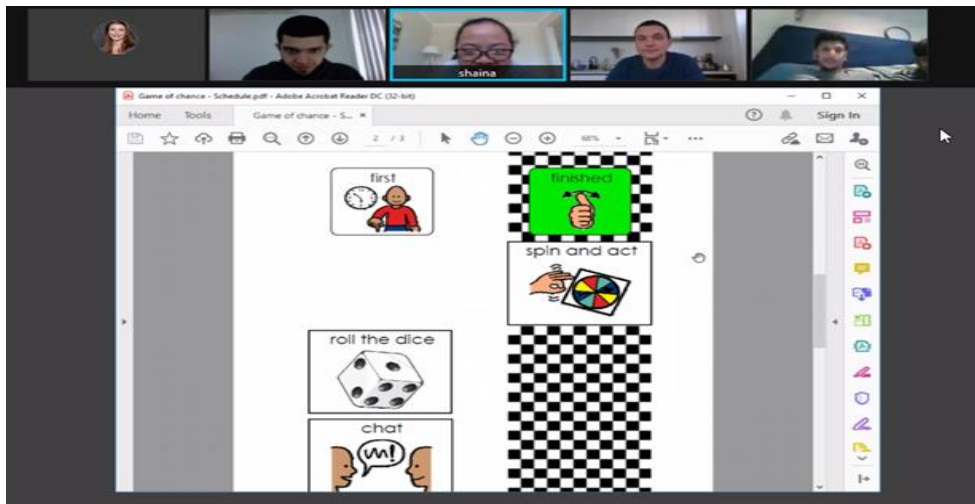
Support

Learning Beyond Words THERAPY SUPPORT AT BSDS

THERAPY WEBEX

Thank you to the many students who have been joining the therapy team for a whole host of Webex activities.

If you haven't yet joined in, click on the links in the daily flyers sent out via email and come join in the fun. Here's a snapshot of some of the fun!



Respect

Opportunity

Engagement

Communication

Support

BSDS OCCUPATIONAL THERAPY TIPS

SCISSOR SKILLS

Cutting is a complex skill that requires lots of practise. Practising cutting is important to develop many different skills, in particular overall fine motor skills. There are many different types of scissors available and lots of fun activities to practise cutting.

Development of cutting

- Snipping
- Lines (straight, zig zag and curved)
- Shapes (circles and squares)
- Abstract shapes

Skills used

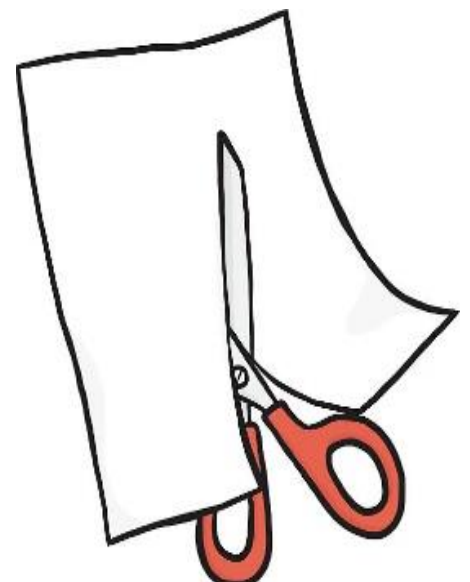
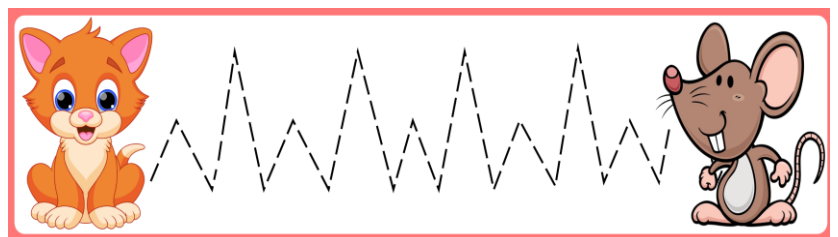
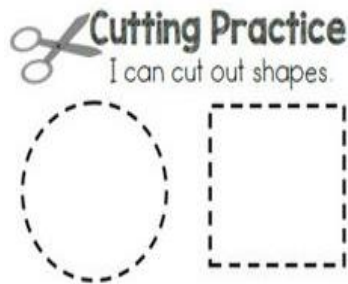
- Hand and arm strength
- Posture and balance
- Bilateral coordination - this is the ability to coordinate both sides of the body at the same time
- Motor planning - this is the ability to remember and perform steps to make movements happen
- Hand-eye coordination

Tips

- Keep both thumbs facing towards the ceiling
- Focus on moving the paper with the non-dominant hand, rather than moving the scissors
- Start by cutting thicker materials like straws or thin cardboard, as this is easier than cutting thinner materials

Fun activity ideas

- Roll logs of playdoh and snip it to make 'food' to feed to toy animals
- Place googly eyes or a crocodile face onto the blades of the scissors to pretend a crocodile is 'eating' the paper
- Place a picture of a cat on one side of the line and a mouse on the other, to pretend the cat is 'chasing' the mouse
- Snip a straw to make a necklace



OBSTACLE COURSES

Obstacle courses are fun movement-based learning experiences for our students. They are an integral part of the Perceptual Motor Program (PMP) at BSDS for our younger students and Physical Education (PE) program for the older students. A range of different obstacle courses are completed at BSDS.

Benefits:


1. Coordinating movements by using both sides of the body together or separately. Coordinated movements are used for daily tasks like riding a bike, carrying a bag or writing
2. Building strength and fitness
3. Developing gross motor skills (e.g. balancing, jumping, climbing, crawling, walking & running skills)
4. Developing motor planning, spatial awareness and problem solving skills
5. Building confidence

An obstacle course has a sequence of different activities to be completed. Students use *sensory input* as they move through different activities (e.g. - sight, touch, the position of muscles and joints). They use this to make sense of how to adjust their body and move next. Climbing, jumping, crawling, lifting, running, twisting and turning engages different parts of the body and the brain.

Obstacle courses can contain different activities such as:

- Walking: on a balance beam or balance discs
- Stepping up / down: onto block steps
- Jumping: on a mini trampoline, jumping forward to a target, jumping off a low step
- Climbing: onto a platform, up an A-frame ladder
- Pushing / pulling, turning: on a scooter board
- Crawling: up an inclined mat, through a tunnel

Obstacle courses are great, especially when you consider how unique they can be. Why not set one up at home with some household items and give it a go?



Respect

Opportunity

Engagement

Communication

Support



BROADMEADOWS SPECIAL DEVELOPMENTAL SCHOOL

30-40 Sorrento Street, Broadmeadows, Vic. 3047 Phone: (03) 9302 1244 Fax: (03) 9309 7476
Email: broadmeadows.sds@edumail.vic.gov.au

29-35 Dimboola Road, Broadmeadows, Vic. 3047 Phone: (03) 9302 1244 Fax: (03) 9309 0911
Email: broadmeadows.sds@edumail.vic.gov.au

Speech Pathology at BSDS

Overview

Speech pathologists' study, assess, diagnose and treat communication such as language, speech, voice, fluency and literacy. Speech pathologists also help people have safe and enjoyable mealtimes. At BSDS, speech pathologists are classroom-based and work closely with teachers to implement strategies in all these areas for all students in all programs and all parts of the day.



Communication

At BSDS, speech pathologists implement a range of strategies to ensure a variety of communication methods are accessible to students. A multi-modal approach is used in all programs to support students to communicate their interests, wants and needs to other people. Strategies implemented by speech pathologists at BSDS include:

- Alternative and Augmentative Communication (AAC): Aided language displays, visuals available throughout the school (e.g., staff lanyards, playground communication boards), visual schedules, communication books and devices in each classroom (e.g., PODD book)
- Key-word sign and natural gestures
- Language modelling and supporting language understanding

Speech pathologists also focus on social communication to support communication for different reasons.

This might include greetings, telling a story, taking turns or using facial expression and eye contact.

Speech, Voice & Fluency

Speech is how we say the sounds and words when we talk to others. Speech pathologists at BSDS can help students to speak more clearly to others, by assessing all of the aspects of speech and identifying key areas to improve speech clarity. We can also look at a student's voice – our voice can be loud, soft or high, and fluency, which is the rhythm of our speech. Some students may repeat sounds or words frequently causing a stutter.





OCCUPATIONAL THERAPY AT BROADMEADOWS SDS

What is Occupational Therapy (OT)

OT's support students to participate in activities of everyday life at the school and in the community. We help students to develop independence so they can engage with their world and in activities that are meaningful to them.

OT's can also help provide equipment (such as adapted cutlery, chew tubes, specialised seating, sensory items) to have the most success in their everyday tasks.

OT Focus Areas

Fine motor skills

- Crossing midline and developing hand dominance
- Sensory play involving hand manipulation (eg. Pouring, scooping, filtering, picking up with tongs)
- Embedded within daily routines (eg. Dressing in the toilet, unpacking bags, opening containers)
- Programs which involve handwriting, craft and drawing



Gross Motor

- We do this at school through embedding sensory stories in programs, bike riding and PMP (gross motor program), morning mod and exploring playground equipment



Mealtimes

- Support with posture, seating, relevant equipment and independence in mealtimes
- Experiencing new foods through sensory play and exploration



Toileting

- Helping create routine and positive toileting experiences
- Sequencing toileting steps
- Supporting independence with toileting



Sensory

- Regulation and engagement strategies are developed for all students
- Strategies are developed to assist student's engagement and participation
- Morning mod is therapist run to ensure students' sensory needs are met so that they are set up for the day



Play

- Important for language development, social interaction and emotional regulation
- Play skills are individually assessed, and strategies are developed from a classroom perspective to target play goals
- Supporting teamwork, sharing, turn taking, narrative building and role playing



Learning Beyond Words BSDS THERAPY TIPS



What is Physiotherapy (PT) at BSDS?

PT's aim to develop student skills and abilities so students can learn, and safely and independently access the school environment. PT's support students to:

- participate in everyday school activities
- walk & move independently
- access suitable seating and positions for classroom learning



Who do BSDS Physiotherapists work with?

- All students
- collaboratively with occupational therapists, speech pathologists, education support staff and teachers to support classroom learning programs.

Examples:

- structured physical activity / movement programs: e.g. PE classes
- morning modulation time & recreation time (recess / lunch)
- within class programs
- external PT's and hospitals (including Royal Children's Hospital)
- post school transition services



Standing frame

Focus areas:

- equipment used at school (walkers; wheelchairs; standing frames; toilet rail)
- posture and positioning in classroom activities
- Foot and hand orthotics in conjunction with orthotists (OrthoKids)
- Gross motor skills e.g. Run, climb, kick, throw, catch ball
- Improving strength and endurance
- Bike/Trike skills including identifying correct bikes/trikes for students to ride
- Support school staff in safe manual handling
- Playground safety and skills development



Bike



Playground skills



Adaptive Trike (BodyCycles)



PE hall equipment (HART equipment)



OrthoKids school clinics




Ankle foot orthotics

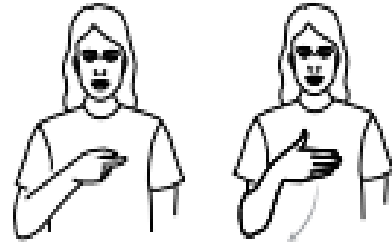
KEY WORD SIGN TIPS – DAILY ROUTINE VOCAB

With extra time at home together, there are some great daily opportunities to practise a little bit of Key Word Sign language. Why not use your daily coffee or tea break times at home as a chance to sit and engage with your child and focus on learning some really useful vocabulary. We all learn things faster when they resonate with us and have meaning for us – so a tea/coffee snack break is a great place to start!

Can I please have a...




I want...



coffee



hot chocolate



water (northern version)



water (southern version)



juice



tea



cake



biscuit



something different



Thank you

Broadmeadows SDS Cake Catering 2021

We would love to create a wonderful cake for your special celebration – whether it be a birthday at home, at school at BSDS or perhaps even at a pre-school or primary/high school for another child in the family. All cakes are made with a delicious vanilla cake recipe and are baked and decorated by the BSDS Secondary Catering Team. Should you wish to order a cake *please provide at least one week's notice* by returning this order form to your child's teacher, *complete with payment and the date you would need it by* and a contact number so we can call you to confirm pick up (for a party at another venue) or delivery on the day to your child's classroom for an at school party. We look forward to providing you with a beautiful cake!

Child's name: _____ **Room number:** _____

Parent name and contact number: _____

Date the cake is required by: _____

(Please allow at least one week's notice for preparation and please pickup the day before if for off-site party)

Proposed collection (please circle): **Pick up from BSDS** or **Deliver to my child's classroom for a party at BSDS**

Choose your own theme and let us design for you



Quantity:

\$tbc

Giant Donut Cake



Quantity:

\$20

Under the Sea



Quantity:

\$20

Emoji Cake



Quantity:

\$30

Spiderman



Quantity:

\$20

Popcorn Cake



Quantity:

\$25

Fairy Bread Cake



Quantity:

\$20


Oreo Overload



Quantity:

\$25

Gravity Defying M&Ms



Quantity:

\$25

Lollipop Love



Quantity:

\$25

Unicorn Magic



Quantity:

\$25

Barbie



Quantity:

\$30



Broadmeadows
SPECIAL DEVELOPMENTAL SCHOOL

Price List



Short Sleeve Polo

\$18 size 4-16
\$22 size 18-24



Long Sleeve Polo

\$21.00 size 4-16
\$25 size 18-24



Collar Windcheater

\$24 size 4-16



Windcheater

\$25 size 4-16
\$28 size 18-24



Bomber Jacket

\$36 size 4-16
\$43 size 18-24



Lightweight Parka

\$30 size 4-16



Vest

\$23 size 4-16



Trackpants

\$18 size 4-16
\$27 size 18-24



Shorts

\$12 size 4-16
\$22 size 18-24



Skort

\$18 size 4-16
\$24 size 18-24



Summer Dress

\$33 size 4-24



Winter Tunic

\$47 size 4-24



ITEM	COLOUR	PRICE	SIZE 4	SIZE 6	SIZE 8	SIZE 10	SIZE 12	SIZE 14	SIZE 16	TOTAL
Polo Shirt Short Sleeve	Maroon	\$18.00								
Polo Shirt Long Sleeve	Maroon	\$21.00								
Bomber Jacket	Navy/sky	\$36.00								
Windcheater	Maroon	\$25.00								
Polo Collar Windcheater	Navy	\$24.00								
Polo Fleece Vest	Navy	\$23.00								
Skort	Navy	\$18.00								
Shorts Rugby	Navy	\$12.00								
Trackpants Reinforced	Navy	\$18.00								
Summer Dress	Navy	\$33.00								
Winter Tunic	Navy	\$47.00								
Parka Lightweight	Navy	\$30.00								
Hat – Bucket style	Navy	8.00								
ITEM	COLOUR	PRICE	SIZE 18	SIZE 20	SIZE 22	SIZE 24				TOTAL
Polo Shirt Short Sleeve	Maroon	\$22.00								
Polo Shirt Long Sleeve	Maroon	\$25.00								
Skort	Navy	24.00								
Windcheater	Maroon	\$28.00								
Winter Tunic	Navy	\$47.00								
Summer Dress	Navy	\$33.00								
Shorts Rugby	Navy	\$22.00								
Trackpants Reinforced	Navy	\$27.00								
Hat – Bucket style	Navy	8.00								
Bomber Jacket	Navy	43.00								
TOTAL										

Name of student: _____

Class: _____

Date of order: _____

Payment Method: Cash Card

Credit Card Details: _____

Expiry Date: _____