



Broadmeadows

SPECIAL DEVELOPMENTAL SCHOOL

Edition 5, Thursday 1st April, Term 1 2021

Our first term of the year comes to an end this week and it has been wonderful to have spent such a busy and productive term together at school. We have been thrilled to watch our 2021 Prep students thrive and blossom over the term – we are so very proud of them and we would like to thank their parents and caregivers for all of their commitment and dedication in working in partnership with us, to set each child up for success at school.

Last week we held a lovely ceremony in which our 2021 Graduates received their Graduation Hoodie. This is always a much anticipated day for our students, and we were delighted to see the students arrive to school in the following days wearing their new jumpers. We are so pleased to see these young people display such a sense of pride in their role as a school leaver and Year 12 student and we look forward to seeing this sense of self grow in the coming terms of school, as the shift from school student to school leaver progresses even further.

I would like to give my Principal's Award to three of our Secondary students for the remarkable work they have demonstrated in our Cake Catering program in the final week of school. On Monday, the Cake Catering team had three cake orders to fill – requiring them to bake and decorate three cakes in the one day, ready for two 2pm class parties and a 3pm pick up. The team began cooking at 9am and didn't stop until 2pm – working with focus even under such a time crunch and creating three stunning cakes. Well done Mavis, Jihad and Mohammed!



Enjoy the school holiday break – school will resume on Monday 19th April and we look forward to sharing in another fantastic term together when we return.

Susi Wirth
Principal

DATES TO REMEMBER TERM 1 2021

DATE	EVENT TO REMEMBER
Thursday 1 st April	Last Day Of Term 1 – School Finishes at 1pm
Friday 2 nd April	Public Holiday – Good Friday

DATES TO REMEMBER TERM 2 2021

DATE	EVENT TO REMEMBER
Monday 19 th April	First Day Of Term 2
Monday 10 th May	School Council
Wednesday 12 th May	School Photos
Monday 17 th May	Immunisations
Friday 4 th June	Curriculum Day
Monday 14 th June	Public Holiday – Queen's Birthday
Monday 21 st June	School Council
Friday 25 th June	Last Day Of Term 2 – 1pm Finish

Learning Beyond Words
TEACHING AND LEARNING PROGRAMS AT BSDS

FOUNDATION CELEBRATION!

With the end of Term 1 happening this week, it's the perfect time to reflect on the last 10 weeks of school. Foundation Rooms 1-6 have spent the term getting to know each other, learning and playing together. It has been lots of fun exploring new things, with some of our favourites being sensory exploration activities, drawing, playing outside, making some arts and crafts and playing together. What a wonderful first term and we are all looking forward to seeing everyone again for Term 2!



Respect

Opportunity

Engagement

Communication

Support

Learning Beyond Words
TEACHING AND LEARNING PROGRAMS AT BSDS

FOUNDATION CELEBRATION!



Respect

Opportunity

Engagement

Communication

Support

Learning Beyond Words
TEACHING AND LEARNING PROGRAMS AT BSDS

NUMERACY

Rooms 7, 8, 9, 10 and 11 have been doing some fantastic work in numeracy this term. Students have engaged in a variety of fun counting activities, such as cloud counting and googly eye monster crafts. They have also been working really hard to identify and match different shapes during activities such as shape puzzles, making shape art and shape hunts around the school.



Respect

Opportunity

Engagement

Communication

Support

TEACHING AND LEARNING PROGRAMS AT BSDS

ROOM 7S - THE ARTISTS

This term the students in Room 7S have enjoyed becoming artists in our sensory story "I am an Artist". We have explored different textures, elements of nature, colours, shapes and movement. Each week we use some of these elements to create a piece of art.



ADAM AND YASMIN TO THE RESCUE

Just when Room 7S thought that they would not have a cake for their ES Sonia's birthday party, Yasmin and Adam rolled up their sleeves and created an amazing cake. They managed to not only keep it a secret but worked as a team to decorate this masterpiece. Well done Adam and Yasmin for your hard work and your delicious cake. We cannot wait to see what you two create next!



Respect

Opportunity

Engagement

Communication

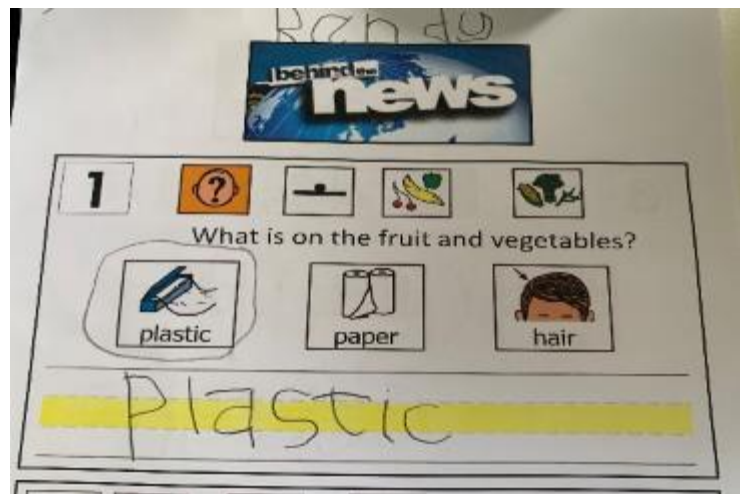

Support

TEACHING AND LEARNING PROGRAMS AT BSDS

ROOM 14 PROGRAM CELEBRATIONS

Every week in Room 14S, students watch and respond to a video clip from the ABC's 'Behind The News' program. So far this year, they've covered interesting topics such as 'Swim Safety', and 'Chinese New Year'. Most recently, students took a look at an episode entitled, 'Plastic Free Wraps'. This was selected not only to support classroom rubbish recycling efforts, but to enhance student understanding of one of the products being made in the Senior school workshop - beeswax wraps.

The students generated some wonderful responses to the information presented. Cassandra said, "Kiwi fruit doesn't need wrap" and when viewing an image of washed-up pollution, Marta said, "It's not good". Randy answered the question, "Where can your rubbish end up if you don't put it in the bin?" by saying "The beach!" Ziad then created a wonderful drawing of a whale swallowing plastic water bottles and wrappers.




TEACHING AND LEARNING PROGRAMS AT BSDS

OUR WONDERFUL TERM IN ROOM 8

Room 8 have had a lovely couple of months settling back in this term. It's been really nice to be back together at school. We've had lots of fun trying out programs such as Fruit Salad, Pop-up Shop and Seed Starters.

We're looking forward to celebrating our last week of Term One and can't wait to come back for Term Two.



Respect

Opportunity

Engagement

Communication

Support

TEACHING AND LEARNING PROGRAMS AT BSDS

2021 GRADUATION HOODIE PRESENTATION

On Thursday March 25th our Year 12 students were presented with their Graduation Hoodies. We have 15 students graduating from our school this year and receiving their hoodies is the first part of the transition process from school to their post-secondary options. The hoodies assist our students and families to start to realise that they will be finishing school at the end of this year. The students are very proud of their hoodies and have been wearing them to school this week. Hopefully the students will wear them proudly for the rest of the year and into the years following.



HUME EXPO

Our Hume Expo for 2021 was a fantastic success with twelve of our Senior student families in attendance. The expo was held in the Broadmeadows Town Hall. Twenty-six local organisations from the Hume area were represented. This was a great opportunity for parents to meet with post-secondary organisations to discuss the programs on offer, transport, program fees, and organise adult centre tour and meeting times. Feedback from parents was overwhelmingly positive as many parents can be unaware of services for their young adults when they turn 18 and leave school.





Learning Beyond Words
TEACHING AND LEARNING PROGRAMS AT BSDS

SUPER WRITERS IN ROOM 18!

This term in Room 18 we have been working very hard on our literacy and handwriting. Our class full of super writers have been learning about the letters in the alphabet and the different sounds they make.

We love reading our sensory stories each week and discussing the different parts of the story. Some of our friends in the class even sometimes get to read parts of the story to the class.

We can't wait to see more amazing work in Term 2. Well done Room 18 😊



Respect

Opportunity

Engagement

Communication

Support

Learning Beyond Words
THERAPY SUPPORT
ADAPTIVE SHOES

This is a great website if you are looking for easy on shoes or those that more easily fit in AFOs. You may be able to use your NDIS funding to purchase these shoes. There are lots of cool types!

www.everyhuman.com.au

SHOP - WHAT'S NEW SOCIAL IMPACT **EVERYHUMAN** ABOUT CONTACT NDIS

Kid's ADAPTIVE FOOTWEAR

AFO Friendly, Orthotic Friendly, Easy On



HOME > COLLECTIONS > KIDS > ADAPTIVE FOOTWEAR

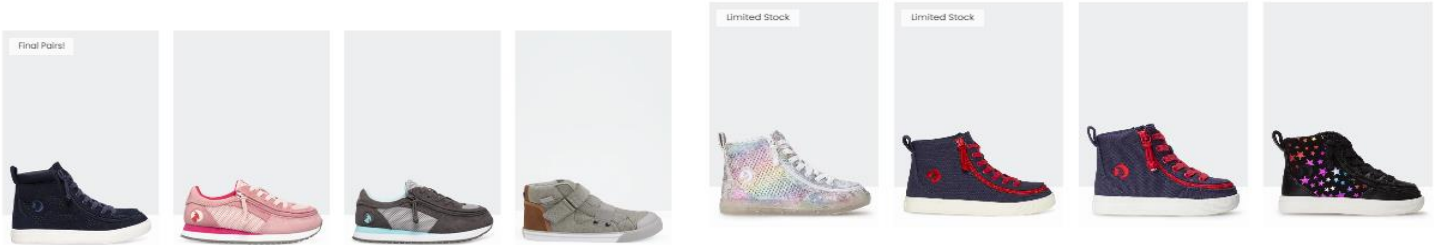
Filter by

- GENDER**
- Kids (105)
- ADAPTIVE ELEMENT**
- AFO Friendly (89)
 - Easy On/Easy Off (96)
 - Orthotic Friendly (52)
 - Shoelace Replacement (7)
- COLOUR**
- Black (27)
 - Blue (11)
 - Blush (1)
 - Brown (2)

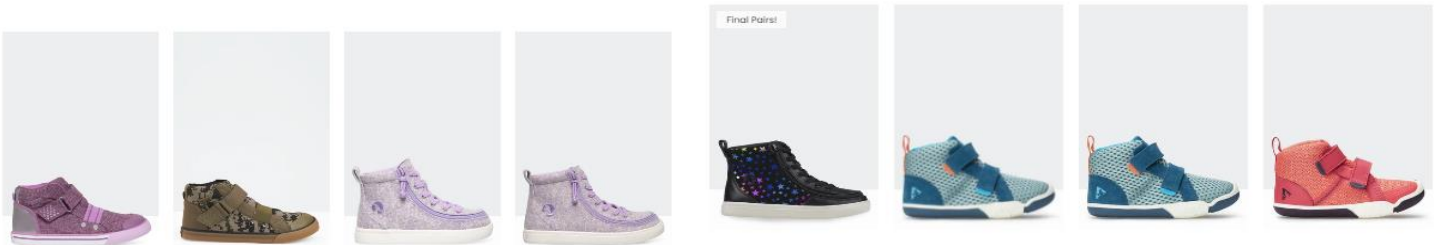
Piae Emme (Toddler) - Black \$89.00	Piae Emme (Little Kid/Big Kid) - Black \$94.00	Piae Nat (Toddler) - Black \$99.00	Piae Roan (Little Kid/Big Kid) - Black \$104.00



- | | | | | | | | |
|--|--|--|--|--|--------------------------------------|---|--|
| | | | | | | | |
| Billy Footwear Classic High-Top Faux Leather Sneaker (Toddler) - Unicorn Metallic Glitter
\$99.95 | Billy Footwear Classic High-Top Faux Leather Sneaker (Little Kid/Big Kid) - Unicorn Metallic Glitter
\$104.95 | Billy Footwear Classic High-Top Perf-Faux Leather Sneaker (Little Kid/Big Kid) - Tan
\$104.95 | Billy Footwear Classic High-Top Perf-Faux Leather Sneaker (Toddler) - Tan
\$99.95 | Piae Emme (Toddler) - Silver/Pink
\$84.00 | Piae Sam (Toddler) - Navy
\$84.00 | Piae Sam (Little Kid/Big Kid) - Navy
\$89.00 | Billy Footwear Classic High-Top Sneaker (Toddler) - Rainbow Crackle
\$99.95 |



- | | | | | | | | |
|---|---|---|--|--|---|--|--|
| | | | | | | | |
| Billy Footwear Classic High-Top Perf-Faux Leather Sneaker (Little Kid/Big Kid) - Navy
\$104.95 | Billy Footwear Faux Suede Jogger (Little Kid/Big Kid) - Pink/Pink
\$104.95 | Billy Footwear Faux Suede Jogger (Little Kid/Big Kid) - Grey/Mint
\$104.95 | Kurkside Barca - Grey Jersey
\$80.95 \$84.95 | Billy Footwear Classic High-Top Sneaker (Little Kid/Big Kid) - Rainbow Crackle
\$104.95 | Billy Footwear Classic High-Top Canvas Sneaker (Little Kid/Big Kid) - Navy/Red
\$99.95 | Billy Footwear Classic High-Top Canvas Sneaker (Toddler) - Navy/Red
\$94.95 | Billy Footwear Classic High-Top Sneaker (Toddler) - Black Stars
\$99.95 |



- | | | | |
|----------------|------|------|------|
| | | | |
| Billy Footwear | Piae | Piae | Piae |

Respect

Opportunity

Engagement

Communication

Support

HOLIDAYS: A WONDERFUL TIME FOR COMMUNICATION

One of the key ingredients to promoting communication is having something to talk about. Holidays provide us that ingredient in abundance. Here are some ideas to make the most of the holidays as a time to build on our young people's skills: comprehending what is happening around them; expressing themselves, and engaging in positive social interactions with friends, family and the wider community.

Use a calendar - Any simple calendar or A4 page with the days marked will do. Make sure there is enough room to write/draw a picture/or put a photo on the day. Clearly mark the holidays (the days they will not be going to school) then add on any activities that will be happening on the different days. For example: going to the park, visiting Grandma, cousins coming to stay. At the end of the day they can cross off the day on the calendar. Talk about what is happening the next day. How many days until...?

Make a visual diary - Use a scrap book or blank paper to make a page of what happened during the day. They might like to draw or write or stick in something that will remind them of the day e.g. - a movie ticket, an autumn leaf, photos from a flyer, streamers from a party, a photo of a friend they saw. Talk about what they can remember, help them to write, draw, or paste something visual to remember the day. A visual diary can be a great way to look back at what you have done in the holidays.

Talk about photos - We all take lots of photos and this is a fantastic way to support sharing information about exciting things that happen during the day. Help your young person be the one to show and tell what they have been doing during the day by showing the photos that were taken to other family members and visitors.

Prepare for events - Social occasions can be fun but also overwhelming. Refer to the calendar to indicate what is coming up. Before the event it can be good to communicate: where you are going; who will be there; what will happen; what they need to do, and when it will finish. For example: "We are going to Grandad's house. We are going to Grandad's birthday party. Your cousins and 5 grown-ups will be there. You can say 'Happy Birthday Grandad' and give him his present. We will come home after we sing Happy Birthday and have cake."

Playdates - Play dates with friends, neighbours, or cousins provide a great chance to build interaction skills. A short 1 to 1 playtime doing something that both young people like can be lots of fun. Provide more support and structure if they find it challenging to play together independently. Some fun autumn activities might include: jumping in leaves, collecting leaves and pine cones, sensory play with autumn flavours, making a collage, making an indoor cubby, cooking scones, origami, board games, making a card to post to a friend, or making pom-poms.

Quiet time - Holidays are also an important time to rest. It's in the quiet times like sharing a book, looking at nature or any peaceful joint interaction that communication and relationships can flourish. One of the most valuable and enjoyable things to promote your young person's communication in the holidays is just to spend quality quiet time with you.



Learning Beyond Words
BSDS OCCUPATIONAL THERAPY TIPS

LETTER FORMATION

Letter formation is the ability to form the letters of the alphabet correctly. Correct letter formation makes handwriting more legible and efficient. For a child to form all letters they first need to be able to form the pre-writing shapes.

At BSDS our occupational therapists help teach pre-writing shapes and correct letter formation using a range of multisensory activities which make handwriting fun and engaging for our students. Our handwriting programs are informed by the Hartley Knows and Handwriting Without Tears programs.



Visual cues: We use visual cues such as coloured dots to show where letters start and end as well as arrows to show the direction the pencil travels. We also model writing the letters before the student has a turn.

Auditory cues: We use directional language such as “P goes down, lift up and around”.

Tactile input: Making the letters with different mediums e.g. - playdoh, paint, toys, shaving cream.

Activities to work on letter formation

- Using favourite toys e.g. - racing a car over the letter
- Writing the letter with different mediums such as paint, water or chalk
- Building letters with Lego or blocks
- Making letters with items found outside such as leaves, sticks and stones
- Writing letters in sand, rice or shaving cream
- Making the letters with playdough
- Making the letters with our bodies or ‘writing’ the letter in the air with our arm or leg



Respect

Opportunity

Engagement




Communication

Support

Learning Beyond Words
BSDS TAKE HOME TIPS

KEY WORD SIGN TIPS – LET’S PLAY!

Can you have fun with sign language while learning or practising it? Yes! When it comes to learning to sign, the secret to success is to make it relevant and useful to your daily life and your communication with your child and learning words associated with play is perfect! Using signs in playful and engaging ways gets your child’s attention and stimulates their interest in signing like nothing else. By playing with your child you can explore, discover, learn and have fun together while learning some KWS yourself. Using verbs or adjectives during play can support your child’s vocab and by modelling KWS like ‘help/more/finished/go’ in the matching context during play, you are supporting your child’s expressive language and are providing them with a model of a sign they could use in that same context at another time. So sit down, start to play and see how much you can learn!

 Play	 Box	 Help	 Make
 Big	 Little	 More	 Look / See
 Put	 Want	 What?	 Where?
 Break	 Finish	 Now	 Time
 Good	 Yes	 Wait	 Go

Playtime

KWSA
key word sign
australia

scope
-making it happen

We're going on an Easter egg hunt!

Where are the chocolate eggs?



Let's find them!



Is there an egg...

Under



Behind



In



On top of



Between



Look over there



Getting warmer



Getting colder



It's here



You found it!



How many eggs do you have?



Let's eat them.



Yummy!



BSDS DIGITAL NEWSLETTER

Would you like to receive a digital copy of each edition of our BSDS Newsletter? Each fortnight, a pdf copy of our newsletter can be emailed to you so that you don't miss out on any of our important news and updates by reading the newsletter at a time that suits you!

An extra bonus of receiving a digital copy of the newsletter is that you can then forward it on to family and friends to share the wonderful programs that your child is engaging in as part of their learning at BSDS.

Please note, that we only feature photos of students in our newsletter who have been given appropriate levels of permission as part of our Consent Form documentation.

Paper copies will still be sent home with each child, as we know that our students love looking at the photos in the newsletter and it is particularly special when they can share a photo of themselves in the newsletter or celebrate a mention of their great work with their family at home.

Alternatively you can log on to the school website and go to the Newsletters section to download copies of current newsletters.

In order to receive a digital copy of the school newsletter please subscribe to the school newsletter emailing list by filling out your details below and returning this form to your child's teacher. Please note that your email will only be used for this purpose and all email addresses included in the newsletter distribution list will be kept private using a 'blind cc' list so that no names or addresses are shared.

We hope that you take up this fantastic opportunity to read our newsletter each fortnight. Thank you.

Child's name and classroom:

Your name:

Email address to submit to the BSDS Newsletter distribution list:

Broadmeadows SDS Cake Catering 2021

We would love to create a wonderful cake for your special celebration – whether it be a birthday at home, at school at BSDS or perhaps even at a pre-school or primary/high school for another child in the family. All cakes are made with a delicious vanilla cake recipe and are baked and decorated by the BSDS Secondary Catering Team. Should you wish to order a cake *please provide at least one week's notice* by returning this order form to your child's teacher, *complete with payment and the date you would need it by* and a contact number so we can call you to confirm pick up (for a party at another venue) or delivery on the day to your child's classroom for an at school party. We look forward to providing you with a beautiful cake!

Child's name: _____ **Room number:** _____

Parent name and contact number: _____

Date the cake is required by: _____

(Please allow at least one week's notice for preparation and please pickup the day before if for off-site party)

Proposed collection (please circle): **Pick up from BSDS** or **Deliver to my child's classroom for a party at BSDS**

Choose your own theme and let us design for you



Quantity:

\$tbc

Giant Donut Cake



Quantity:

\$20

Under the Sea



Quantity:

\$20

Emoji Cake



Quantity:

\$30

Spiderman



Quantity:

\$20

Popcorn Cake



Quantity:

\$25

Fairy Bread Cake



Quantity:

\$20


Oreo Overload



Quantity:

\$25

Gravity Defying M&Ms



Quantity:

\$25

Lollipop Love



Quantity:

\$25

Unicorn Magic



Quantity:

\$25

Barbie



Quantity:

\$30



Broadmeadows
SPECIAL DEVELOPMENTAL SCHOOL

Price List

	<p>Short Sleeve Polo</p> <p>\$18 size 4-16 \$22 size 18-24</p>		<p>Long Sleeve Polo</p> <p>\$21.00 size 4-16 \$25 size 18-24</p>
	<p>Collar Windcheater</p> <p>\$24 size 4-16</p>		<p>Windcheater</p> <p>\$25 size 4-16 \$28 size 18-24</p>
	<p>Bomber Jacket</p> <p>\$36 size 4-16 \$43 size 18-24</p>		<p>Lightweight Parka</p> <p>\$30 size 4-16</p>
	<p>Vest</p> <p>\$23 size 4-16</p>		<p>Trackpants</p> <p>\$18 size 4-16 \$27 size 18-24</p>
	<p>Shorts</p> <p>\$12 size 4-16 \$22 size 18-24</p>		<p>Skort</p> <p>\$18 size 4-16 \$24 size 18-24</p>
	<p>Summer Dress</p> <p>\$33 size 4-24</p>		<p>Winter Tunic</p> <p>\$47 size 4-24</p>



ITEM	COLOUR	PRICE	SIZE 4	SIZE 6	SIZE 8	SIZE 10	SIZE 12	SIZE 14	SIZE 16	TOTAL
Polo Shirt Short Sleeve	Maroon	\$18.00								
Polo Shirt Long Sleeve	Maroon	\$21.00								
Bomber Jacket	Navy/sky	\$36.00								
Windcheater	Maroon	\$25.00								
Polo Collar Windcheater	Navy	\$24.00								
Polo Fleeced Vest	Navy	\$23.00								
Skort	Navy	\$18.00								
Shorts Rugby	Navy	\$12.00								
Trackpants Reinforced	Navy	\$18.00								
Summer Dress	Navy	\$33.00								
Winter Tunic	Navy	\$47.00								
Parka Lightweight	Navy	\$30.00								
Hat – Bucket style	Navy	8.00								
ITEM	COLOUR	PRICE	SIZE 18	SIZE 20	SIZE 22	SIZE 24				TOTAL
Polo Shirt Short Sleeve	Maroon	\$22.00								
Polo Shirt Long Sleeve	Maroon	\$25.00								
Skort	Navy	24.00								
Windcheater	Maroon	\$28.00								
Winter Tunic	Navy	\$47.00								
Summer Dress	Navy	\$33.00								
Shorts Rugby	Navy	\$22.00								
Trackpants Reinforced	Navy	\$27.00								
Hat – Bucket style	Navy	8.00								
Bomber Jacket	Navy	43.00								
TOTAL										

Name of student: _____

Class: _____

Date of order: _____

Payment Method: Cash Card

Credit Card Details: _____

Expiry Date: _____



Variety Kids Challenge

Variety are joined once again by legends of Season One of LEGO Masters Australia and the much-anticipated Melbourne Comedy Festival's "The Brick of Destiny" Show, Maddy and Jimmy! Starting Monday 15 March 2021, each Monday for four weeks, Maddy and Jimmy will announce a new brick challenge to put your creativity to the test! You will have until midnight on Saturday each week to build a brick masterpiece in keeping with the theme of the challenge! Each week one winner will be selected and receive a LEGO Prize Pack. To be in with a shot at the prize, you must upload photos or videos of your build onto your Variety Kids Challenge profile before midnight on the Saturday after the challenge is announced.

<https://fundraise.variety.org.au/event/variety-kids-challenge/home>



To show off your creations, upload to Facebook and Instagram with the hashtag **#VarietyKidsChallenge** and tag **@varietyvic** so we can showcase your hard work!

Plus, there's **extra prizes up for grabs** if you choose to fundraise for Variety – the Children's Charity too! So share your profile with your family and friends as well as ask them to get behind your efforts and help kids in need.

This means, no matter when you join the challenge, you're as good a chance as any to score a prize! So, what are you waiting for?

ENTER NOW



ALL ABILITIES FOOTBALL PROGRAM

**PASCOE VALE FC ARE AGAIN OFFERING AN ALL ABILITIES
FOOTBALL PROGRAM.**

**ALL ABILITIES FOOTBALL PROVIDES THE CHANCE FOR
PEOPLE WITH A PHYSICAL OR INTELLECTUAL DISABILITY
TO PARTICIPATE DIRECTLY OR INDIRECTLY IN LOCAL
CLUBS AND ASSOCIATIONS. THESE PROGRAMS ARE RUN
BY ACCREDITED COACHES WITH WORKING WITH
CHILDREN CHECKS.**

**COME TRY OUR PROGRAM, CONTACT:
PASCOEVALESOCCLUB@GMAIL.COM**

HELPING HOOPS BROADMEADOWS

Helping Hoops Broadmeadows is a free basketball program for kids with special needs living in Melbourne's north-west. The program runs every Tuesday from 3 to 4pm and 5 to 6pm and is overseen by Coach Omar Coles.

Learn new skills and make new friends in a participation-based environment that is supportive and inclusive.

When: Every Tuesday, 3pm - 4pm & 5pm - 6pm (2 sessions)

Where: Hume Valley School

Koroit Ave
Broadmeadows VIC 3047

Age: 7-21

Skill Level: Beginner

Intermediate

Advanced

Cost: Free

Enrolment: Arrange a visit by contacting
1300 851 810 or
info@helpinghoops.com.au

Helping Hoops Broadmeadows is supported by The Audsley Family

